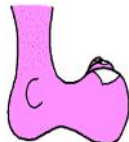




ORIENTEERING NSW

Annual Report 2015





Affiliated with Orienteering Australia

Board Members

President	Greg Barbour	BF
Secretary	Robert Spry	SH
Finance Director	Mark Shingler	BF
Technical Director	Andrew Lumsden	BF
Marketing Director	Michael Ridley-Smith	GO
Communications		
Director	Maurice Anker	NT
Coaching Director	Vacant	
Planning Director	Vacant	
Special Projects Director	Vacant	
Directors	Andrew Power	
	Graham Horrocks	

Office Bearers

Statistician (OY)	Colin Bailey	NC
Mapping Officer	Russell Rigby	NC
Selectors	Nick Dent	CC
	Andrew Hill	WH
	Hilary Wood	CC

Junior Squad Manager

Sally Devenish WP

Junior Squad Coach Jock Davis BF

Webmaster Maurice Anker NT

ONSW Staff

Paul Prudhoe	Executive Officer	CC
John Murray	Admin Officer	WH
Dennis Sparling	Finance Officer	GO
Ian Jessup	Marketing Officer	GO
Jim Mackay	Development Officer	
	Co-ordinator	UR

Senior Squad (Stingers)

Coordinator Joshua Blatchford NC

Head Coach Vacant

Metro League Coordinator

Ian Jessup GO

Sydney Summer Series

Coordinator Ross Barr GO

Statistician David Noble BF

Western Sydney Summer Series

Coordinator Janet Morris WH

Southern Sydney Summer Series

Coordinator Dave Lotty UR

Junior League/SOS Barbara Hill GO

DuO Coordinator Greg Bacon NC

Belanglo House Manager

Kevin Curby IK

OA Councilor Greg Barbour BF

Auditor K.S Black & Co

Public Officer Robert Spry SH

Development Officers (Part Time)

Barbara Hill

Lyn Malmgron

Carolyn Rigby

PRESIDENT'S REPORT

2015 has been a year where we have moved from the mode of creating new strategies and understanding, to starting to implement those strategies. The Board has been stable in composition and has this year increased its depth with the addition of Andrew Power, Michael Ridley Smith, Graham Horrocks and Toby Wilson (early 2016). We have finally filled the positions of Coaching Director (Toby) and Marketing and Promotions Director (Michael).

Our primary focus at present is participation including the transition of beginners to experienced orienteers. To that end we have employed a new Development Officer Co-ordinator, Jim Mackay. At the last AGM we indicated that we would like to spend some of our surpluses by investing in people to grow our sport, the employment of Jim is the start of that process. The results have been encouraging with a schools program that is now up and running with lots of new coaches and work done to service a growing flood of interested schools. A credit to those involved.

The importance of coaching has become clear and consistent with our participation aims our coaching focus has been on beginner level coaches' accreditation (Level 0). Through the efforts of Jim Mackay's organisation and Barbara Hill's training, the number of level 0 coaches in NSW has jumped to 18.

On the participation front we had our largest ever year without one of the major carnivals (Easter or Australian Championships) some 7 % up from 2013. What is most encouraging is that the participation increase was equally split between regional and city events and from a similar total number of events. This was one of our aims; to have higher numbers per event thus decreasing the average organisational load. This is a credit to all the clubs and their volunteers that have made this happen. On the negative side we have continued to see a slide in participation in MTBO, we are now at the crossroads for this category, with Mountain Devils closing and the Australian 2017 MTBO champs due in NSW we will be asking the clubs to try and run one MTBO event each per year. The Sydney Summer Series has continued to grow and it is pleasing to see the smaller Southern and Western Sydney series gaining numbers. A number of regional clubs are also running these events. We need to redouble our efforts to make summer series urban orienteers welcome into mainstream orienteering. Special recognition to Ross Barr and his team for 25th Sydney Summer Series...this innovation continues to drive the sport in NSW. A real highlight for me in 2015 was the Christmas 5 day put on in Armidale - a credit to the club and testament to co-operation amongst NSW and Queensland clubs. The terrain was nothing short of spectacular each day and the last day in particular as technically difficult as the world has to offer.

The administration executive team has been renewed with Paul, John, Ian, Jim and Dennis busy providing services. The work of this team is sometimes invisible to the club members, they are however the glue that holds our sport in NSW together providing a range of services from government liaison, landowner liaison, OA liaison, promotions, fund raising, coordinating major events, providing insurance coverage, storing event equipment, development programs (including schools), technical standards setting and accreditation...the list goes on, every club and member in NSW benefits from these services.

Whilst our development team including Ian Jessup, Barbara Hill, Jim Mackay, Lyn Malmgron and Carolyn Rigby have worked tirelessly throughout the year with schools events in Sydney and keeping the information flowing to members and promoting the sport more broadly in the community. We are in the middle of transitioning from a fully volunteer based sport to a hybrid volunteer professional organisation this is necessary as we grow and the expectations of new participants increase. It is great to see a few private promoters starting to run events (including coaching) and stage development activities.

We look forward to 2016 where our focus this year will be again participation. I hope we can get our Sporting Schools Program running steadily and then move onto other communities such as scouts or walkers. It is also time for a holistic look at the way we are introducing new people to the sport as our return participation for first timers is still tragically low (less than 10%). Short term QB3 2016 with our

new Coffs Harbour club will be highlight, while longer term 2017 looks frighteningly busy with both Australian champs in foot O and MTBO and also the Australian 3 days at QB weekend in Wagga, we need to do the ground work this year to ensure that these carnivals run smoothly and we leverage the boost to the sport that this presents.

Competitive results for the last year have been encouraging in the most junior grades; NSW seems to be well positioned for the future with the very young. The highlight of the mid-year juniors seems to be Duncan Currie and of the older juniors Aidan Dawson, Georgia Jones, Nicola Blatchford, Daniel Hill and Toby Wilson. At the highest levels we have seen Nicola Blatchford and Aidan Dawson represent us at JWOC let's hope they can continue into the senior WOC ranks. At the elite end NSW has been disappointing, we are the largest state in terms of participation and activity yet we languish at the elite level. Hopefully we can see some increased activity from the Stingers in coming years.

Financially ONSW has continued to progress well and 2015 saw ONSW turnover at \$270K, which resulted in an operating loss of \$62k (this figure mainly due to two accounting adjustments) and cash in bank steady at almost \$231k (see Finance Director Report for more detail). This is consistent with our strategy to invest in the future and reduce our reserves to 50% of operating turnover. It seems we can afford to invest more quickly and stay within this aspiration. Paul Prudhoe has again been successful in securing grants from the ASC (through OA) and from other government bodies that will allow us to continue and expand activities.

I would like to thank the ONSW Board members, appointed officers and all members who have supported ONSW throughout the year and look forward to 2017 where we take on the task of both Australia's most important events in a single year. Once again I should stress that the hard yards are being done by our clubs and we will continue to work with them and their volunteer members in growing our sport.

Greg Barbour
President

SECRETARY'S REPORT

During 2015 the ONSW Board met 8 times. All except one meeting were held using Skype, while a face-to-face meeting was held during the Christmas 5-days in Armidale. The opportunity to meet face-to-face was appreciated by the Board members, including myself, who represent regional and country areas

The Board composition has been stable during 2015. During the year we appointed three new Directors to fill casual vacancies: Andrew Power in April, Michael Ridley-Smith in September, and Graham Horrocks in November. By the end of 2015 ONSW was still seeking to appoint a Coaching Director.

Orienteering NSW is represented at **Orienteering Australia** General Meetings by two voting delegates. In 2015 these were Greg Barbour and Robert Spry. At the 2015 Annual Conference, which also functions as a General Meeting, our delegates were Paul Prudhoe and Andrew Lumsden. In addition, Robert Spry is an elected Director on the Board of OA.

Orienteering NSW's policies and procedures are set out in the **ONSW Manual**, which can be accessed from the website under 'Resources'. The Board and administration works hard to keep this material up to date as it is an important reference for event organisers and officials, and more generally for all NSW orienteers. Unfortunately some of the information is outdated and progress on updating is slow. The NSW Government has flagged its intention to amend the *Associations Incorporation Act* during 2016. A sub-committee comprising Michael Ridley-Smith and myself is monitoring developments and will look at possible Constitutional changes later in the year.

Belanglo Hut

The Belanglo Hut is maintained by a voluntary group called the 'Friends of the Hut' (FOTH), led by Kevin Curby and Peter Howe, as well as Chris Murphy who 'retired' as volunteer hut manager during the year. The Hut continues to provide a useful facility for NSW orienteering training days and orienteer accommodation, and until 2015 its running costs were covered by booking fees including some use by Forestry workers.

In 2015 the Board allocated additional funds for much-needed improvements. The FOTH group have been very active and have completed a number of upgrades including new on-demand gas hot water, new toilets (to replace those crushed by a falling tree!), painting, re-wiring and general maintenance. The group holds regular working bees and helpers are always welcome.

Robert Spry
ONSW Secretary

ANNUAL FINANCIAL REPORT 2015

In line with last year, the 2015 ONSW Accounts have been prepared in accordance with the relevant Australian Accounting Standards. Accordingly the Annual Financial Statement is presented on an accrual basis, excluding GST, with a comparison to 2014. In line with this all figures quoted in this report are excluding GST.

ONSW continues to have a healthy Balance Sheet position with members' funds in excess of \$140,000. This is in addition to funds held by Clubs. However two accounting adjustments have had a negative impact on both this and the 2015 Income and Expenditure position which reported an operating loss of \$62,738.

1. Grants are now being recognised over the period they relate to rather than the year in which they are received. Grants to a value of \$83,270 were received in 2015, all covering the period 1 July 2015 to 30 June 2016. Consequently the recognition of \$41,635 is being deferred to 2016. With the level of grants likely to continue at the current level this will be a once off impact.
2. All assets are now being depreciated over their useful life of 4 years. A prior years' correction of \$11,713 is required to bring depreciation into line with the stated accounting policy.

Excluding the two above adjustments the underlying loss is \$9,390. This is consistent with ONSW's prior policy of delivering a surplus in the years when a major carnival is held with offsetting deficits in the intervening years. It is also in line with ONSW's investment strategy of reducing reserves to 50% of turnover. In 2017 ONSW will host three major carnivals; the Australian Championships, the 'Easter' Three Days (actually being held over the QB3 weekend) and the Australian MTBO Championships.

Having five part-time salaried staff is likely to have an impact on Members' funds in future years; this will be mitigated if the current level of grants continues, especially with new opportunities in relation to the Sporting Schools Program initiative.

Eventor

ONSW continues to use the Eventor system for on-line entry for major and an increasing number of minor events, together with membership. Although not perfect, Eventor is an efficient system for handling online transactions and more importantly a central repository for all results, it also reduces the workload for Club officials. Invariably this comes at a cost; in 2014 the levy on memberships was changed to a pro-rata charge to states based on results posted. NSW's overall share of the Eventor licence was \$6,470 being 56% of the total. In 2015 NSW's share of the Eventor licence dropped to \$6,138 or 37% of the total. With some states not entering into the spirit of the 2014 agreement and not posting their results, ONSW made a decision to dispute the 2015 invoice as the board feels ONSW is being unduly penalised. So as to not to disadvantage OA financially, ONSW has made a part payment of \$4,981 which represents 30% of the total, this equates to ONSW's share of overall participation numbers. At the time of writing, ONSW is still waiting to hear from OA as to whether the payment has been accepted in full and final settlement of NSW's 2015 share. To reflect this and to take a prudent approach, the 2015 accounts include the full amount as a liability.

In addition to licence fees, merchant fees payable to PayPal & POLi are also a cost of using Eventor. In 2015 these were \$4,151, down from \$5,131 in 2014 due to the lack of any major carnival.

Grants and Sponsorships

A significant part of our income comes from government grants. These include \$20,000 from the NSW Government for administrative support (known as the Sport Development Program). NSW received \$46,720 out of a \$200,000 National grant from the Australian Sports Commission to grow orienteering participation; this has allowed us to support the development of the sport on the North Coast, the Western and Southern Summer Series and DuO. The Active After Schools Community program concluded in 2015 and was replaced by the Federal Government's Sporting Schools Program initiative. ONSW received a grant of \$16,550 as part of OA's Sporting Schools Program Capacity Building Funding Agreement. With Sporting Schools being a significant program, ONSW is looking to take advantage of the available funding by being an active participant.

As always ONSW is in debt to the Carbine Club who continued their donation of \$5,000 to support the NSW Schools Team. This helps subsidise the not insignificant costs of sending a team to the annual School Championships. Without this, the burden on the parents would be a lot higher.

A significant amount of work is required in applying for these grants and, once obtained, more effort is needed as detailed reports on event participation, distribution of grant monies etc. are required. I would like to thank club officials for their help in providing this as and when required.

Belanglo Hut

As noted in the Secretary's report, the previous toilet block was destroyed by a falling tree early in 2015. A 'portaloos' was provided as a temporary solution until a new toilet block was built, the cost of the two items is \$4,054. This, plus lower usage fees, has led to a deficit of \$5,017 being reported compared to a small profit of \$1,145 in 2014.

Regulatory requirements

The Association is registered with the Australian Tax Office (ATO) for GST. The sport benefits by directing large transactions through the ONSW accounts rather than through the clubs which are not registered for GST. With gross receipts exceeding \$250,000, ONSW is classified as a Tier 1 association and is required to submit audited financial statements each year to the members at the AGM.

Administration

I would like to especially thank Dennis Sparling who has consolidated his role of Bookkeeper in 2015, thereby continuing to reduce the day to day involvement required from the Finance Director. Thanks also to Paul Prudhoe and John Murray who have assisted Dennis where necessary to keep ONSW's finances in order.

Mark Shingler Finance Director

Note: The ONSW accounts provided on the following pages are those as submitted to the Auditors. At the time of compiling the annual report an audited and approved set of accounts were not available.

ORIENTEERING ASSOCIATION OF NSW Inc

Statement of Income and Expenditure for the Year ended 31st December 2015

	Note	2015 \$	2014 \$
Income			
Events		109,788	108,488
Events - Easter		-	95,510
Development		49,660	49,770
Grants		41,635	56,150
Membership Fees		29,714	26,731
Schools Fundraising & contributions		9,388	20,575
Junior Squad Fundraising & contributions		15,594	6,861
Belanglo Fees		2,265	5,971
Equipment sales		2,814	5,678
Interest received		3,104	3,912
Other revenue		6,110	1,113
		270,072	380,757
Expenditure			
Employment		114,220	89,855
Development	2	34,468	29,885
Easter		-	72,880
Squad Expenses		26,210	23,460
Membership Registration fees		25,865	21,400
Promotion		21,932	11,269
AO Magazine		11,115	12,000
Grants	3	10,760	-
Insurance		8,089	12,328
Athlete Grants		1,000	2,000
Depreciation	4	16,303	7,140
Awards and Trophies		6,683	7,773
Co-ordinator Fees		7,500	7,130
Uniforms		-	2,663
Stationery and printing		2,774	2,337
Software (inc licencing fees)		7,932	7,935
Event Fees		10,056	27,848
Audit fee		819	1,091
Administration costs		7,488	11,876
Equipment		3,035	8,722
Affiliation Fees		516	4,075
Belanglo Hut Expenses		7,281	4,826
Other		8,762	6,143
		332,810	374,636
Surplus / (deficit)		(62,738)	6,121

**ORIENTEERING ASSOCIATION OF
NSW**

Note

**Balance Sheet
as at 31st December 2015**

		2015	2014
		\$	\$
Current assets			
Cash at Bank	5	230,780	231,919
Receivables		4,344	2,219
Inventory		625	-
Owing by Clubs		3,648	2,728
Accrued income & Other prepayments		3,073	1,686
		242,470	238,552
Non-Current assets			
Office and Sportident equipment	6	8,325	24,628
		8,325	24,628
Total assets		250,795	263,180
Current liabilities			
Creditors and accruals		25,652	16,761
Owing to Clubs		10,906	16,899
Australian Taxation Office (BAS)		1,013	3,517
Employee leave provision		11,625	6,131
Income in advance - memberships		13,541	10,709
- grants	7	41,635	-
		104,371	54,018
Net assets		146,424	209,162
Members' Funds			
At start of the year		209,162	203,041
Surplus / (deficit) for the year		(62,738)	6,121
At end of the year		146,424	209,162

Notes to the accounts - 2015 year

1 Accounting policies

This special purpose financial statement has been prepared on an accrual basis using normally accepted accounting principles.

Taxation - The association is registered for GST but is not required to pay income tax.

Fixed assets - equipment is booked at cost and depreciated over useful lives, normally four years.

2	Development Expenses	\$
	General	120
	Coaching	10,110
	Equipment	1,508
	Facility Fees	3,561
	Mapping	12,953
	MTBO/DuO	773
	Printing	4,377
	SOS Helpers	1,067
		34,468

3 Grants

This represents the Bush 'n' Beach element of the participation grant.

4 Depreciation

Includes a \$11,713 correction to prior years to reflect correct accounting treatment

5 Cash at bank

	\$
Current accounts at ANZ Bank	225,111
PayPal	5,669
	230,780

6 Equipment

	\$
At cost	38,743
less accumulated depreciation	30,418
	8,325

Expenditure in the year was NIL

There were no disposals.

7 Income in advance - grants

Grants now recognised over the period they relate to rather than the year in which they are received.

TECHNICAL REPORT

Safety

During 2015, the Board decided that Safety should be the first agenda item of any Board or other ONSW meeting.

ONSW conducted 299 public events in 2015 with over 21,000 participants. There were five incidents reported to ONSW during 2015. These related to injury (concussion, broken leg, and knee pain), heat exhaustion and late finishing of two competitors. No preliminary searches were undertaken during the year.

The Board reviewed these Reports and provided some guidance regarding the conduct of events at Gumble, where the finishers were late. This will be acted on by the organisers of the 2016 NSW Long Championships. Otherwise no action was needed as a result of the Reports.

The Board discussed an event where some children became quite lost for short periods of time. This was caused by two sets of streamer trails crossing and a misplaced control on a very easy course. The Technical Director updated the Controller's Checklist to mention these matters.

The Technical Director attended a Sport NSW seminar on risk management. This seminar, and a general awareness amongst land owners of the obligations of the Workplace Health and Safety Act, will lead to some minor revisions of ONSW's safety rules in 2016. These rules were last fully revised in 2014.

Event Standards and Controlling

3 National, 15 State League and the Christmas 5-Day events were held in NSW during 2015. Overall these were highly regarded by competitors. The average score in the Course Setter of the Year was 79% (80% is a very good mark). This is the highest average under the current scoring system.

A controller's course was held with 15 attendees. For the first time, this was also offered over three evenings – either at Sports House or by Skype.

Mapping

Four of the major events were held on new maps. Three were sprint maps – University of NSW Kensington, Joseph Banks Park Botany and UWS Kingswood; the other was Kooringle (a bush area west of Armidale).

The Technical Director organised a national Sprint Mapping Workshop on behalf of Orienteering Australia.

ONSW Manual

The following changes were made:

- 4.4 NSW Schools Championships – minor revisions;
- 4.4A NSW Schools Sprint Championships – split out from 4.4;
- 4.15 Metropolitan O League – update;
- 4.24 Christmas 5-days Rules - changed event status to major and some minor updates.

My thanks to the orienteers who assisted in the safety and technical matters discussed in the Annual Report, especially Paul Prudhoe for his assistance at the Controller's Workshop. I also thank John Oliver for his thorough scrutiny of the review of event rules and apologise for the delay in completing this review.

Andrew Lumsden
Technical Director

COMMUNICATIONS REPORT

Eventor

The total number of ONSW events recorded in Eventor in 2015 was down slightly on previous years. OQ and OWA were also down slightly while the other states had increases, markedly so in the case of TAS from 18 to 99 events. It should be noted that for the majority of 2015 OQ's usage of Eventor was mainly related to MTBO events, although towards the end of 2015 there was an increase in use for foot-O events.

All states showed a dramatic increase in the use of Eventor for registering pre-entries. Although the NSW percentage of pre-entry events showed a significant increase, the percentage of actual entries dropped slightly, and the percentage of results recorded dropped substantially.

Data for NSW	2013		2014		2015*	
	Number	% of OA total	Number	% of OA total	Number	% of OA total
No. of events	267	26%	327	39%	320	33.6%
Pre-entry events	15	17%	20	31%	275	48.3%
Pre-entries	2,235	29%	3,040	40%	17,239	38.5%
Results	12,548	44%	21,511	56%	20,321	38.2%

Note: the figures above for number of events include all kinds of events, e.g. training, meetings, workshops – anything that has been put into the system.

* 2015 figures also include some joint events with other states

Improvements were made to the membership renewal process for family and more changes are in the pipeline

The Web Site

Several changes were made to the web site in 2015 to make it more mobile friendly. This change is important for two reasons: more and more people are using mobile devices with small screens to access the site; and the Google search algorithm is now giving higher precedence to mobile friendly sites. Unfortunately some pages containing tabular data (e.g. NSW State League results) are difficult to make fully compatible.

The changes include:

- reducing the number of columns to 2 or 1 as the screen width narrows
- using dropdown submenus for the main menu bar
- removing links from main menu items that have dropdown submenus
- using a dropdown display for coming events

Again, there have been updates to many sections of the ONSW Manual – members are recommended to check these out, especially if you are an event organiser, controller or course planner.

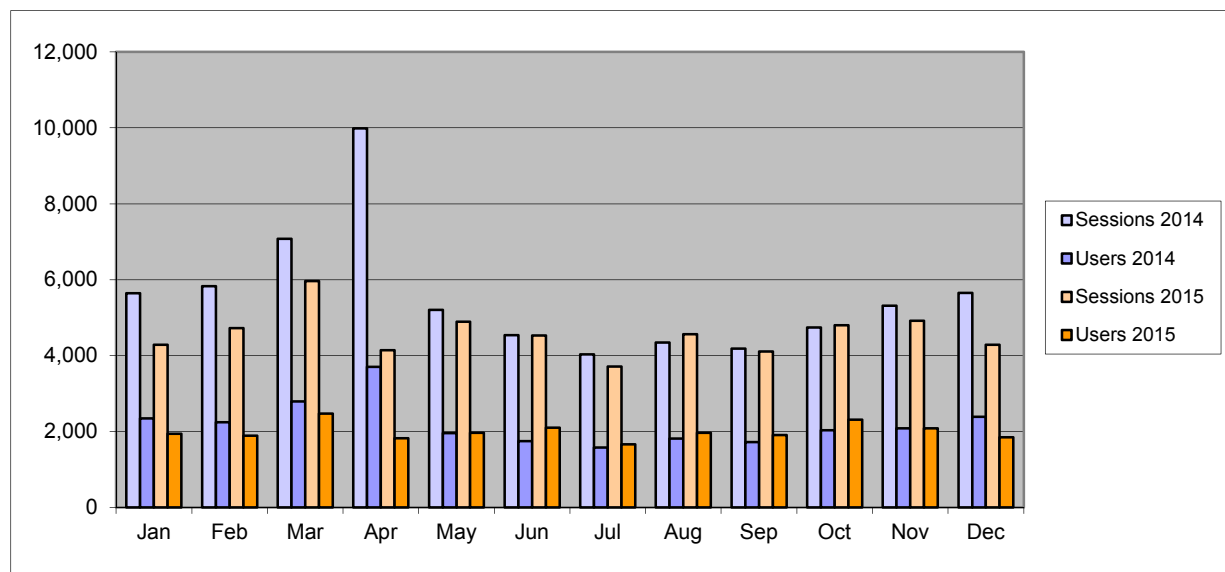
Web Site Hosting

A number of factors led to a decision to move the web hosting account from inet to a new provider, and VentralP was chosen. The reasons included: less than satisfactory performance on occasions - especially some long outages, difficulties in updating the Joomla CMS framework, and less than friendly control panel – especially in regard to maintaining email accounts.

Over the year there were 864 outages totalling 71 hours 16 minutes for an average uptime of 99.2%. Average response time over the year was 3.5 seconds, but some recent adjustment of the cache settings has reduced this to less than 1 second.

Web Site Statistics

The graph below shows the number of sessions and number of users per month for 2014 and 2015. The higher numbers in the early part of 2014 and also in December no doubt reflect the impact of Easter and Xmas 5 days in that year.



The table below shows the number of views for the top 25 most frequently viewed pages for 2014 and 2015. Naturally the relevance of event-related pages changes from year to year, but again the impact of Easter 2014 is clearly evident. Note that any restructuring of the web site will also have an impact on the names of pages and hence the statistics.

	2014	2015
Page	Views	Page Views
/	51,017	/ 44,017
/easter2014	10,648	/membership/nsw-club-info 4,180
/events/event-calendar	6,177	/events/nsw-state-league 2,898
/membership/nsw-club-info	5,534	/events 2,586
/easter-program	3,465	/resources/onsw-manual 2,115
/easter-results	3,328	/events/metro-league 2,029
/events/nsw-state-league	2,941	/sydneysprintweekend 1,813
/events/sydney-sprint-series	2,673	/xmas2015 1,710
/events/metro-league	2,589	/juniors/sos 1,609
/events/xmas-5-days-2014	2,534	/resources/mapping/map-database 1,328
/juniors/sos	2,360	/events/sydney-sprint-series 1,301
/xmas-5-days-2014	2,047	/resources/belanglo-hut 1,218
/easter-entries	1,804	/index.php/events/summer-series/summer-series-north 1,185
/resources/onsw-manual	1,721	/state-league-results 1,132
/index.php/events/nsw-state-league	1,696	/index.php/events/metro-league 1,108
/easter-start-list	1,613	/membership/join-up-or-renew 1,048
/index.php/events/summer-series/summer-series-north	1,342	/events/xmas-5-days-2015 1,047
/membership/join-up-or-renew	1,309	/index.php/events/summer-series/summer-series-south 1,033
/previous-maps	1,130	/index.php/events/nsw-state-league 1,020
/resources/association-manual	1,034	/juniors/school-championships 988
/index.php/about/start-here	1,032	/index.php/about/start-here 976
/index.php/events/summer-series/summer-series-west	960	/about/start-here 876
/index.php/events/metro-league	951	/index.php/events/summer-series/summer-series-west 823
/about/start-here	886	/events/summer-series/summer-series-south 806
/events/duo-adventure	861	/the-association/onsw-board-and-officers 761

I thank Ian Jessup for his continuing excellent work in preparing and distributing the weekly e-bulletin, writing stories for the web site, and performing many other tasks relating to the communications portfolio.

Maurice Anker
Communications Director

NSW MOUNTAIN BIKE ORIENTEERING REPORT

Mountain bike orienteering in NSW in 2015 had a bit of a mixed year.

On a positive note NSW has a very keen and competitive group of mountain bike orienteers, ran a very successful round of the MTBO NOL, and held the NSW MTBO Super Series and the Newcastle BOSS continued into its 7th season.

The number of events and number of competitors was down for the MTBO Super Series and the number of members in the Mountain Devils club dropped to an unsustainable level.

NSW MTBO Super Series

The 2015 Super Series consisted of 4 races, one at each of Warnervale and The Dairy and two at Belanglo. Attendance was low, between 22 and 34. The events were organised and run by the small number of regular volunteers.

Winners of the 2015 Super Series are listed in the 2015 Major Results section at the end of the report.

Newcastle Bicycle Orienteering Summer Series (BOSS)

The Newcastle Orienteering Club conducted its 7th season of the bicycle orienteering summer series. Each event is a 75 minute score course that incorporates an initial short section of line course. Two new maps were developed for the season. With the exception of one very wet event, the series attracted 40 to 60 competitors to each event. The winners in the various categories are listed at the end of the Annual Report.

MTBO National Orienteering League

NSW held the first round of the 2015 MTBO NOL in Newcastle in March. Sprint, middle and long distance races were held over the weekend. Approximately 75 people competed in the sprint and middle events and 100 in the long event. Approximately 30 competitors travelled from interstate and 15 new comers tried out mountain bike orienteering in the available recreational classes.

A number of NSW mountain bike orienteers travelled to compete in the other 2 rounds of the MTBO NOL, with 9 travelling to the Sunshine Coast in Queensland and 26 travelling to the Australian Championships on the Surf Coast in Victoria. In addition 17 NSW members competed in the ACT Championships.

NSW Members with 1st places at Australian Championships are listed at the end of the Annual Report.

NSW mountain bike orienteers also featured prominently in the 2015 MTBO NOL Results, and are also listed at the end of the Annual Report.

Mountain Devils Orienteering Club

The Mountain Devils Orienteering Club is the NSW club with a primary focus on promoting and conducting mountain bike orienteering events in NSW. Over the last few years the number of people competing in state mountain bike orienteering events and the number of members of the Mountain Devils club has been declining.

Late last year the small number of remaining members decided that it would be appropriate to wind up the Mountain Devils club and for the remaining members to join their local orienteering club. ONSW has discussed this at board level and with the previous club members. The current intention is

to formally wind up the Mountain Devils club and for the assets of the club to be transferred to ONSW. ONSW will then decide on the appropriate use of those assets.

The Future of Mountain Bike Orienteering in NSW

NSW continues to have a number of members with a keen interest in mountain bike orienteering and the ONSW Board is interested in identifying and exploring ways to cater for these members, to increase participation in mountain bike orienteering in NSW and to develop a sustainable model for holding mountain bike orienteering events in NSW.

ONSW would like to encourage all NSW clubs to consider staging at least one mountain bike orienteering event each year. Support and advice can be provided by the board or by those clubs with experienced mountain bike orienteers.

NSW is hosting the 2017 Australian Mountain Bike Orienteering Championships. Preliminary planning for the event has commenced for possibly holding the championships in the Southern Highlands.

Andrew Power
ONSW Director

COACHING REPORT

The position of Coaching Director was not filled during 2015.

MARKETING AND COMMUNICATIONS OFFICER'S REPORT

Regional Schools Champs

In 2015, ONSW again conducted 10 such days including the NSW titles – held for the second time over two days and incorporated a double sprint on the Saturday - and attracted a record **2,167** students (up from the previous best of 2,044 in 2014). These championships are run by a dedicated group and show us off in the best possible light. We always need volunteers to assist with coaching, parking, start, finish and results – so please step up in 2017 if you can donate some time.

Other school activities

ONSW continues to receive enquiries from schools looking to do orienteering. Development Officers Lyn Malmgron and Carolyn Rigby have a steady stream of requests and activities. Likewise, Barbara Hill and I conduct the occasional activity for scouts or school groups.

In 2015 the big successes were:

- Mosman HS Year 7 sport option – are about to have their fifth year with ONSW at Georges Heights. The program has expanded from 3 weeks to 2 lots of 5 weeks, and counts for almost 1,000 participations.
- Caringbah HS – now has a graduated program in which Year 7 (150 students) come to Centennial Park for a half day, Year 8 go to Sir Joseph Banks Park, and Year 9 will be at a new venue.
- Meriden College Year 10 – thanks to Tania Kennedy (GO), we now have an annual booking for Meriden at Centennial Park each October.
- Mimosa PS / Davidson HS – Davidson wanted two sessions for their Year 10 PASS class; these were conducted at French Forest Showground and Manly Dam. Mimosa sought two 3-week programs on site for 60 Year 3-6 students who did not make the PSAA teams. As a result of

the two requests, we convinced the schools – which share the same plot of land – to have the school grounds mapped. The Mimosa students and teachers loved the program. As a result of both programs, the Davidson Year 10 students are now mentoring the Year 6s from Mimosa, using the orienteering map in the process. Such was their enthusiasm for orienteering that the Davidson pupils had an excursion date changed so they could compete in the Sydney North championships.

These activities often generate a surplus for ONSW, but we more coaches are needed– especially in Sydney – to fulfil all requests and thereby continue to expand to new audiences.

Scouts/Cubs/Guides

Late in 2015 the Cub ‘Yellow Book’ was reviewed which sets out the activities required to gain badges at each level. Looking at those that involved any kind of navigation, alternative exercises were proposed that were far more practical and educational to students of that age (8-11). These had orienteering at their core. The revised documents were submitted to three scout leaders for feedback. It is a work in progress. Scouts, Cubs and Guides are a natural fit and mutually beneficial. Basing events at scout halls, for example, is a win-win.

Following an approach from Pittwater Council’s Coastal Environment Centre, in conjunction with the 1st Elanora Scouts, ONSW has mapped Bilarong Reserve at Elanora and developed a Q&A orienteering course for students to use on school excursions and for cub/scout nights to introduce them to basic navigational concepts and map-reading.

Glengarry Girl Guide Camp – after much discussion with the Guides, ONSW has finally received approval to map the camp at North Turramurra. It will be a great asset for the guides and for ONSW to conduct events and coaching clinics.

2015	Gender		School			Region	
	Male	Female	Primary	Secondary	Tertiary	Country	Sydney Metro
Student Programs			29	30	0	26	37
Students	3752	4640	5314	3078	0	4458	3934
Teachers in Service	18	24	0	0	0	0	0

Total participations in various schools-based activities and programs were 8,392, well down on the two previous years. This was mainly due to the termination of the AASC program early in 2015 and ONSW not being ready at the commencement of the Sporting schools Program. While ONSW was only able to deliver a few Sporting Schools Programs in 2015 it was a great result and a marked increase in non-AASC development work. This is about **35%** of the total participations in NSW.

Program	AASC	AASC	AASC	AASC / SSP
Year	2012	2013	2014	2015
Schools visited	43	85	65	59
Total visits	276	556	452	
Total Participations	6513	11,974	10,957	8,392
Coaches upskilled	44	48	0	42

In 2015 the AASC program was replaced by the [Sporting Schools](#) program. ONSW has created a comprehensive kit (OK-GO kit) for schools and/or coaches to purchase – this will include a soft copy which means that schools will only have a one-off investment for all program materials, and which can be used in future program delivery by teachers themselves or by ONSW coaches.

Winter 2015 and summer 2015-16 booklets

Each member received one; the remainder made available to clubs to hand out at events and anywhere they feel might attract new members. These continue to be a valuable tool to sell our sport to the wider public.

Media hits

On TV – Sydney Weekender ran a lovely, light-hearted but informative piece on Space Racing at Sydney Olympic Park (see www.sydneystweekender.com.au/stories-2015/space-racing).

In print - About 15 articles were published in local papers across the state (stories and photos) as a result of media releases issued by ONSW and clubs to the local press.

These are all linked on our media page: www.onsw.asn.au/index.php/media-coverage

Presentation Night

The 2015 affair was conducted on a Saturday morning at Sydney Olympic Park in conjunction with an SOS event. Attendance was again less than hoped for, so in 2016 the Annual Presentation is planned for a Sunday lunchtime at Lake Parramatta, straight after a Western Sydney Summer Series event. Perhaps one of the nearby regional clubs would like to host it one year?

Space Racing

Attendance in 2015 was down on previous years as vacation care bookings dropped off. Across the 6 events (3 in Sydney and 3 in Orange) it was 191. All regional clubs should be conducting something similar in the school holidays for juniors – so I urge clubs to get in touch with the local paper, TV (they love action shots of kids), schools and vacation care centres (they're always looking for new activities). Space Racing could also easily be conducted in conjunction with a State League weekend.

Birthday Parties

Four birthday parties were conducted, one of which led to a request to host 90 fathers and sons from Mosman Prep for a session at Narrabeen in March 2016. This avenue is another opportunity to sell our sport to our target audience.

Corporate Days

We continue to field sporadic enquiries and conducted one corporate event on the Chatswood West map for Toyota Finance. Thanks to junior squad member Duncan Currie for assisting. ONSW is able to price a package that is much cheaper than going through an events company. This is paid work and another excellent promotional tool.

The Australian Orienteer

As ONSW's Marketing and Communications Officer, a long article with many photos and maps from the 2014 Xmas 5-Days in Sydney was written for the March 2015 magazine, and an accompanying article on mistakes made by top orienteers at Cockatoo Island was also included.

These stories were then followed up with (a) a piece on Bruce and June Stanley (GO) who took up orienteering in their 70s, (b) an article on one of the activities that features in our OK-GO kit for schools, and (c) an article on the Moonlight Madness series were published in the June edition.

September featured our schools team representatives, and Ross Barr contributed an article on the competitive M65 State League race at Falnash. But possibly the most eagerly awaited item in each magazine is the “Jeff” cartoon by Garingal junior Duncan Currie.

Analytics

Clubs in the news in 2015

The table below sets out the number of times each club or group was mentioned BY NAME during 2015 (in articles on the ONSW website, on Facebook postings, in the weekly E-bulletin, and in the quarterly Australian Orienteer magazine). This does not include references to individual members – a point is recorded only when the club is mentioned.

Club	2015				Tot
	Web	FB	E-bull	AO mag	
Bush n Beach	4	1	1		6
Big Foot	27	11	15	5	58
Bennelong Northside	14	7	1	2	24
Central Coast	12	1	6		19
Garingal	30	16	13	8	67
Goldseekers	7				7
Illawarra Kareelah	9	7	3		19
Mountain Devils/MTBO/DuO	10	5	13	1	29
Newcastle	23	6	9	2	40
Northern Tablelands	5	2			7
Southern Highlands	15	5	4	1	25
NSW Stingers	2	2			4
Uringa	21	3	12	2	38
Waggaroos	10	3			13
Western & Hills	13	13	11	1	38
Western Plains	4				4
ONSW	29	28	65	7	129
Totals	235	110	153	29	527

If clubs have news they wish to broadcast to the wider orienteering community or the general public, they should contact the Marketing and Communications Officer with their request.

Facebook

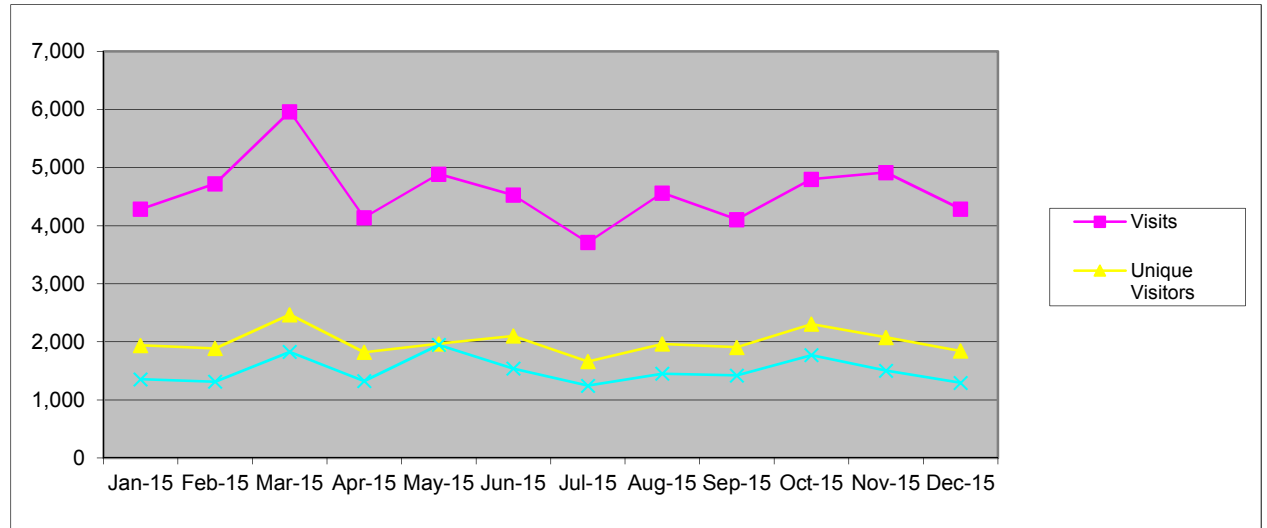
At 1 Jan 2015 ONSW had 314 people like our Facebook page. By 31 Dec 2015 this was up to 461 people. Some of these were from overseas.

The growth in ‘likes’ means that ONSW’s weekly reach is now up to around 800-1000. The most popular post was a link to a North Shore Times article on Tracy Marsh (in early 2016) which had a reach of almost 3,000.

The most viewed posts were ones with photos / maps, followed by posts dealing with major events and entry closing date reminders.

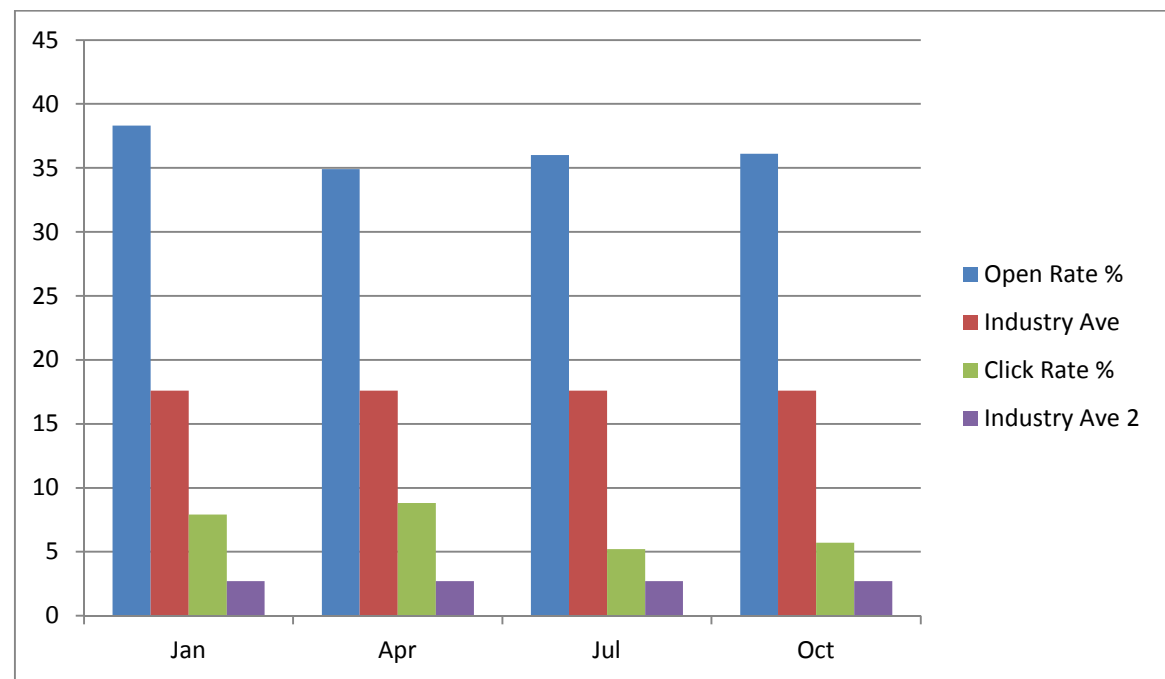
ONSW website visits 2015

The analytics have changed their computations, so numbers cannot be compared with previous years. Peaks in 2015 are for the NOL weekend in Sydney. Visits tend to drop off in June/July when many members go overseas.



Weekly ONSW E-bulletin

The subscriber list has grown well from 1720 to around 1870 by year's end. Reporting from MailChimp allows us to understand how well the email is being used, and provides comparisons to industry standards. The stats below are from the last week of the month indicated.



I would also like to thank Nerise McQuillan (WHO) who provides high-quality, fast graphic design work for ONSW. Any club thinking about updating their logos or producing promotional materials is recommended to contact Nerise.

Ian Jessup

Marketing and Communications Officer

DEVELOPMENT OFFICER COORDINATOR'S REPORT

Sporting Schools

In 2015, the number of orienteering participations in the public and primary schools Sporting Schools Program for NSW was 3,488. This number came entirely from the Newcastle and Hunter regions due to the work of 2 coaches, Jenny and Damien Enderby. The role of Development Officer Coordinator was not filled by Orienteering NSW until October 2015 when Term 4 was already underway and too late to start any programs.

Jenny and Damien reported great enthusiasm for the courses and this has transferred through into 2016 with word spreading to schools nearby about the popularity of the programs.

Late in 2015 two Level 0 Community Courses were conducted. One in November in Sydney and the other in December in Armidale. A total of 18 attendees went through the OK-GO training presented by Barbara Hill and Bold Horizons. Most of the attendees were orienteers, but there was one external provider and one school teacher present.

Jim Mackay

Development Officer Coordinator

EXECUTIVE OFFICER'S REPORT

2015 saw further consolidation of the ONSW office activities with the ONSW event calendar creation being handed over to the office administration. Towards the end of 2015 saw the addition of another (part-time, casual) staff member with Uringa's Jim Mackay taking on the role of Development Officer Coordinator in October.

Jim's role is an important one for ONSW as the volume of enquiries received by ONSW from schools for the delivery of orienteering programs during school term continues to grow – as does the amount of administration required to handle the enquiries, having to coordinate mappers and coaches for orienteering to be successfully delivered to schools, and ensuring that the proposed program is carefully costed and quoted to the school. Given the few Level 0 coaches in ONSW Jim was also instrumental in arranging for the delivery of two Level 0 coaching courses at the end of the year. As a result the number of level 0 coaches now stands at 18.

One other area that the Sporting Schools Program has impacted on is the management and housekeeping of map files. It is becoming crucial for ONSW to better manage and maintain its inventory of map files, and especially those of schools. At the same time ONSW again would like to encourage all clubs to adopt the use of the ONSW map database so that both ONSW and the clubs can better maintain maps and all associated information pertaining to the mapped area. With the objective of bringing the ONSW map archives up to date, Uringa's Brian Cleland has taken on the task of coordinating such activities with ONSW clubs. ONSW requests that all clubs give Brian their

support, and should any club have any reservations about using the map database, please let the NSW office know so that alternative arrangements can be considered.

While on the topic of Sporting Schools, a further unexpected development as a consequence of being involved in the program was the BOSTES (Board of Studies Teaching and Education Standards NSW) accreditation of the OK-GO kit as used by coaches when delivering orienteering programs in primary schools. This means that teachers can attend an upskilling (Level 0) course, delivered by ONSW, become accredited, and it count towards their ongoing professional development. Having teachers accredited and using the ONSW developed OK-GO kit should hopefully mean that primary school children are being taught orienteering as ONSW would want it to be. It is thanks to ONSW's Ian Jessup that the BOSTES accreditation was achieved. This should also hopefully mean that with teachers also delivering orienteering, the number of ONSW level 0 coaches required will be less than anticipated.

ONSW members might not be aware that since 2011, ONSW has been successful in securing \$206,072 (inc. GST) of funding. The specific grants, and funds allocated are as follows:

Year	Program / Project	Amount
2011	ASC Participation Expansion Program	inc. GST
	DuO	\$5,720
	Western Series Implementation	\$11,825
	Southern Series Implementation	\$11,825
	Regional NSW Expansion	\$8,800
2011	Total	\$38,170
2012	DuO	\$5,720
	Western Series Consolidation	\$6,325
	Southern Series Consolidation	\$6,325
	Regional NSW Expansion	\$0
2012	Total	\$18,370
2013	DuO	\$5,170
	Western Series Maintenance	\$5,610
	Southern Series Maintenance	\$5,610
	Regional NSW Expansion	\$19,800
2013	Total	\$36,190
2014	DuO	\$3,300
	Western Series Continuation	\$2,750
	Southern Series Continuation	\$2,750
	Regional NSW Expansion	\$24,970
2014	Total	\$33,770
2015	ASC Participation Grant	
	Community Coach Project	\$7,810
	Southern Series Marketing	\$13,750
	Western Series Marketing	\$12,650
	Saturday Orienteering Series Marketing	\$3,300
	Wollongong Regional Expansion	\$13,882
	Sub Total	\$51,392
2015	Sporting Schools Program (SSP) Capacity Building	\$18,205
2015	Sporting Schools One-Off Supplementary Funding	\$9,975
2015	Total	\$79,572
2011 ~ 2015	Grand Total	\$206,072

In October 2015 ONSW submitted 9 projects to Orienteering Australia for funding under the ASC's 2016 Participation Program. 2 submissions were successful, and will see ONSW receive a further \$33,935 in grant funding in 2016. The two successful projects were Permanent Courses (x3), and School Holiday Pilot program (x2).

With the addition of Jim Mackay as ONSW's Development Officer Coordinator, ONSW's paid staff level now stands at 5. All staff are part time, with the total number of weekly paid hours across all staff standing at 77.5 hours.

In summary, ONSW's staff, their roles, and functions are summarised below.

Name	Role	Responsibilities
Paul Prudhoe	Executive Officer	Staff, ONSW Management, OA and ONSW club liaison, Government liaison, policy, finance
John Murray	Administration Officer	Membership, Eventor, Equipment, day-to-day enquiries, Event Calendar
Dennis Sparling	Finance Officer	Bookkeeping: Accounts Receivable & Payable
Ian Jessup	Marketing & Communications	Website articles, eBulletin, Promotion, Media (traditional and Social (Facebook, Twitter))
Jim Mackay	Development Officer Coordinator	Sporting Schools, (Mappers, Coach and School coordination), Development Programs

My thanks to all the ONSW staff for their support and dedication, and especially to Ian Jessup for his enthusiasm and for shouldering the transition from the AASC program to the Sporting Schools Program in 2015.

MEMBERSHIP STATISTICS

At 31st December 2015

Membership types by Club					
Club	Associate	Family	Junior	Senior	Club Total
Bennelong	2	14		26	42
Big Foot	4	24	3	15	46
Bush N Beach	1	8		3	12
CentralCoast	3	8		6	17
Garingal	12	60	7	53	132
Goldseekers	13	10		4	27
Illawarra	1	12		8	21
MD		3		6	9
Newcastle	33	54		30	117
NT	4	7		7	18
SHOO	1	10		12	23
Uringa	1	26		15	42
Wagga	1	4		5	10
WesternHills	2	18	1	16	37
WesternPlains	2	2		1	5
Schools					2
Total NSW	80	260	11	207	560

Growth and Renewal Rates - Memberships and Members

Year	M'ships	M'ships Growth	M'ships Renewals	Renewal %	New M'ships	New %	Total Members	Members Growth
2015	560	-1%	420	75%	140	25%	1099	8%
2014	564	-8%	405	85%	159	28%	1018	-20%
2013	616	1%	460	86%	144	23%	1270	-2%
2012	611	20%	402	87%	209	34%	1293	26%
2011	509	12%	383	84%	193	38%	1026	12%
2010	454	-5%	366	77%	88	19%	916	-6%
2009	478	4%	370	81%	108	23%	972	3%
2008	459	0%	357	78%	102	22%	941	-1%
2007	460	2%	362	80%	98	21%	949	-4%

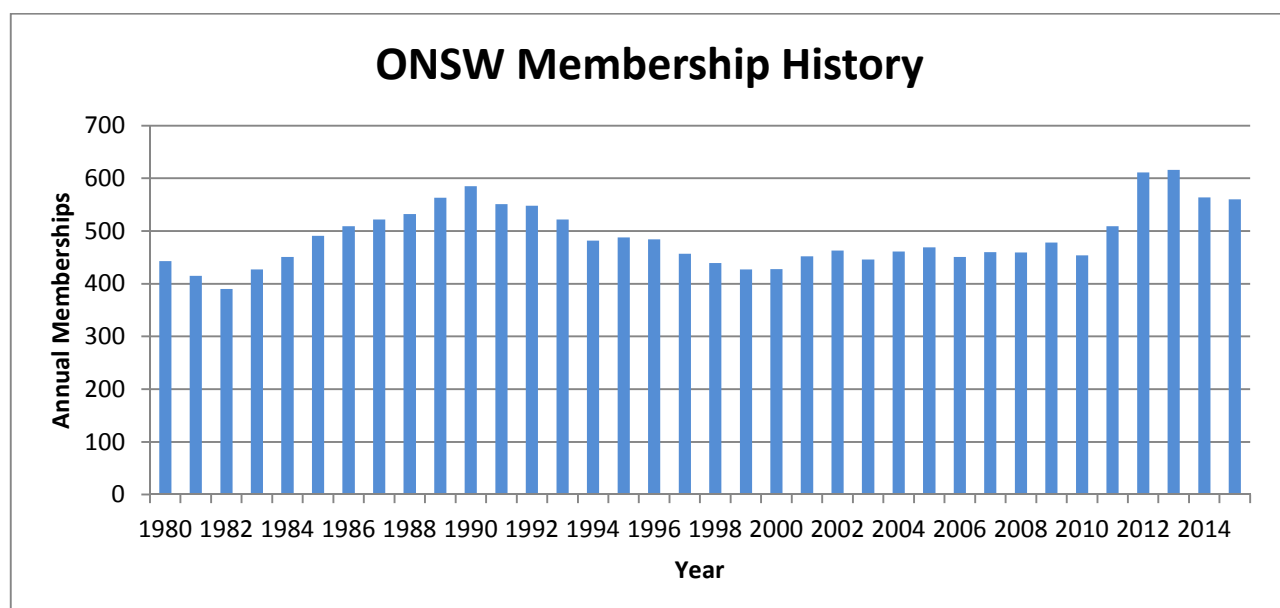
Memberships: Full or Associate - Family, Senior or Junior.

Members: Number of individual members that a membership comprises of.

Membership Age and Gender Breakdown

Age Group	Female		Male		Total
Sub Junior <11	47	42%	66	58%	113
Junior 11-20	81	42%	114	58%	195
Senior 21-34	45	46%	52	54%	97
Masters 35+	278	40%	416	60%	694
Grand Total	451	41%	648	59%	1099

ONSW Membership History



2015 Club Membership by Age & Gender

Age Group	female								female Count	female %	male								male Count	male %	Total Count	Total %
	Sub Junior <11		Junior 11-20		Senior 21-34		Masters 35+				Sub Junior <11		Junior 11-20		Senior 21-34		Masters 35+					
	Count	%	Count	%	Count	%	Count	%			Count	%	Count	%	Count	%	Count	%				
Bennelong	1	2%	2	3%	1	2%	14	22%	18	29%	4	6%	3	5%	3	5%	35	56%	45	71%	63	100%
Big Foot	9	9%	10	10%	0	0%	27	26%	46	44%	10	10%	12	11%	4	4%	33	31%	59	56%	105	100%
BushnBeach	2	7%	0	0%	0	0%	9	30%	11	37%	3	10%	5	17%	0	0%	11	37%	19	63%	30	100%
CentralCoast	0	0%	0	0%	4	15%	7	27%	11	42%	0	0%	1	4%	3	12%	11	42%	15	58%	26	100%
Garingal	8	3%	18	7%	8	3%	64	25%	98	38%	14	5%	42	16%	7	3%	100	38%	163	62%	261	100%
Goldseekers	5	7%	14	21%	1	1%	15	22%	35	52%	5	7%	4	6%	4	6%	19	28%	32	48%	67	100%
Illawarra	1	3%	0	0%	1	3%	12	34%	14	40%	1	3%	3	9%	1	3%	16	46%	21	60%	35	100%
MD	1	6%	4	22%	0	0%	2	11%	7	39%	0	0%	2	11%	1	6%	8	44%	11	61%	18	100%
Newcastle	12	5%	16	7%	15	6%	60	24%	103	42%	16	7%	21	9%	21	9%	84	34%	142	58%	245	100%
NT	0	0%	1	4%	4	15%	6	23%	11	42%	0	0%	0	0%	2	8%	13	50%	15	58%	26	100%
SHOO	2	5%	1	2%	0	0%	10	23%	13	30%	6	14%	2	5%	2	5%	20	47%	30	70%	43	100%
Uringa	2	2%	7	9%	5	6%	25	30%	39	48%	2	2%	7	9%	3	4%	31	38%	43	52%	82	100%
Wagga	0	0%	2	10%	3	15%	5	25%	10	50%	1	5%	3	15%	0	0%	6	30%	10	50%	20	100%
WesternHills	4	6%	1	1%	3	4%	18	27%	26	39%	4	6%	9	13%	1	1%	27	40%	41	61%	67	100%
WesternPlains	0	0%	5	45%	0	0%	4	36%	9	82%	0	0%	0	0%	2	18%	2	18%	4	21%	11	100%
Grand Total	47	4%	81	7%	45	4%	278	25%	451	41%	66	6%	114	10%	52	5%	416	38%	648	59%	1099	100%

	EVENTS 2015							
	State League	METRO	Summer Series	Sydney Club	Regional Club	Other	MTBO/D uO	TOTALS
January	0	0	6	0	22	1	0	29
February	0	0	7	4	29	0	0	40
March	2	0	7	3	17	1	3	33
April	2	1	0	2	9	1	1	16
May	2	1	2	2	8	3	1	19
June	3	2	0	0	10	3	1	19
July	0	1	2	5	9	0	2	19
August	2	1	1	3	11	1	1	20
September	2	0	1	2	8	1	0	14
October	0	0	8	4	13	0	1	26
November	0	0	12	2	23	0	1	38
December	0	0	8	2	10	5	1	26
TOTALS	13	6	54	29	169	16	12	299

(2015/2014)	-19%	0%	6%	-26%	8%	-24%	-29%	1%
-------------	------	----	----	------	----	------	------	----

	Entries 2015							
	State League	METRO	Summer Series	Sydney Club	Regional Club	Other	MTBO/D uO	TOTALS
January	0	0	809	0	760	16	0	1585
February	0	0	1022	144	847	0	0	2013
March	609	0	912	111	612	207	252	2703
April	431	171	0	86	268	51	58	1065
May	463	167	120	79	212	789	34	1864
June	804	325	0	0	321	592	27	2069
July	0	168	97	262	302	0	49	878
August	478	143	36	147	372	199	6	1381
September	405	0	47	189	222	58	0	921
October	0	0	1059	492	519	0	42	2112
November	0	0	1209	112	672	0	25	2018
December	0	0	1053	74	376	1349	47	2899
TOTALS	3190	974	6364	1696	5483	3261	540	21508

(2015/2014)	-10%	-6%	6%	-5%	9%	-48%	-20%	-12%
-------------	------	-----	----	-----	----	------	------	------

Notes:

1. Other includes NSW Schools Championships, Regional Schools events, the Great NOSH fun run, Christmas 5Day and Space Races.
2. Summer Series includes data for the North, South and West series and the Sprint Series.

Event and Participation Summary

Year	Major Events			Regional Events			MTBO/DuO Events			Totals			Notes*
	Events	Participants	Average	Events	Participants	Average	Events	Participants	Average	Events	Participants	Average	
2015	114	15485	136	169	5483	32	12	540	45	295	21508	73	X
2014	133	18708	141	147	5045	34	17	675	40	297	24428	82	X E
2013	114	14568	128	146	5593	38	14	717	51	274	20878	76	X
2012	123	12382	101	105	4251	40	20	1097	55	248	17730	71	
2011	92	13773	150	118	4899	42	8	489	61	218	19161	88	X
2010	84	13040	155	119	4788	40	10	603	60	213	18431	87	X
2009	83	17023	205	83	5432	65	11	699	64	177	23154	131	WM X
2008	81	12567	155	123	5060	41	11	863	78	215	18490	86	A3
2007	89	16122	181	105	4438	42	12	1034	86	206	21594	105	X AC WJ X

*Notes: X = Christmas 5 Day; AC = Aus Champs; A3 = Aus 3 Day; WM = World Masters; WJ = World Juniors ; E = Easter

2015 MAJOR EVENT RESULTS

STATE SPRINT CHAMPIONS

The NSW Sprint Championships were held at UNSW ("UNSW") on 8 March.

Organiser: Rod Eckels for Garingal Orienteers

Planner: Ross Barr GO

Controller: Andrew Lumsden	BF
W10 Katya Stukova	WH
W12 Nea Shingler	BF
W14 Ellen Currie	GO
W16 Rebecca Kennedy	WP
W35 Samantha Howe	NC
W40 Lisa Linssen	GO
W45 Wendy Read	QLD
Linda Sesta	UR resident (2)
W50 Paula Shingler	BF
W55 Karin Heffner	GO
W60 Robin Uppill	SA
Julia Prudhoe	CC resident (2)
W65 Helen Murphy	UR
W70 Bryony Cox	GO
W75 Janet Morris	WH

M10 Donovan Roberts	GO
M12 Clyde McGhee	BN
M14 Ewan Shingler	BF
M16 Duncan Currie	GO
M35 Martin Quirke	NC
M40 David McGhee	BN
M45 Peter Annetts	GO
M50 Michael Burton	BF
M55 Eoin Rothery	BF
M60 James Lithgow	GO
M65 Steve Flick	BN
M70 John le Carpentier	SH
M75 Brian Cleland	UR
M80 Neville Fathers	SH

STATE LONG CHAMPIONS

The NSW Long Championships were held near Molong ("Gumble") on 17 May.

Organiser: Rod Parkin for Bennelong Northside Orienteers

Planner: Steve Flick BN
Controller: Basil Baldwin GS

W10 Katya Stukova	WH
W12 Tiia Marsh	BF
W14 Ellen Currie	GO
W16 no starters	
W17-20 Georgia Jones	UR
W21 Jo Allison ACT	
Tracy Marsh BF resident (2)	
W35 Anna Fitzgerald	GS
W40 Ute Frindik	GS
W45 Linda Sesta	UR

W50 Gayle Quantock	NC
W55 Liz Abbott	ACT
Hilary Wood	CC resident (4)
W60 Ann Scown	ACT
Jenny Hawkins	NT resident (3)
W65 Val Hodsdon	SH
W70 Jean Baldwin	GS
W75 Janet Morris	WH
W80 Maureen Ogilvie	UR
M10 Oliver Freeman	BF
M12 Lachlan Brooks	SH
M14 Jarden Fidge	QLD
Finn Mackay	UR resident (2)
M16 Alastair George	BF
M17-20 Daniel Hill	GO
M21 Lachlan Dow	ACT
Jock Davis	BF resident (2)
M35 Lee Coady	WH
M40 Ross Morrison	GO
M45 Scott Simson	NC
M50 Tony Hill	GO
M55 Robert Vincent	NC
M60 John Scown	ACT
Robert Prentice	MD resident (2)
M65 Bill Jones	ACT
Ross Barr	GO resident (4)
M70 Jim Merchant	GO
M75 John Sutton	ACT
M80 Barry Hanlon	WH
M85 Kevin Paine	ACT

Bennelong Trophy (NSW v ACT) – NSW

STATE MIDDLE CHAMPIONS

The NSW Middle Championships were held near Appin ("Appin") on 19 September.

Organiser: Garry Stewart for Southern Highlands

Occasional Orienteers

Planner: Dave Meyer	SH
Controller: Robert Spry	SH
W12 Nea Shingler	BF
W14 Claire Burgess	NC
W17-20 Georgia Jones	UR
W21 Malin Andersson	NC
W35 Anna Fitzgerald	GS
W45 Margaret Jones	UR
W50 Paula Shingler	BF
W55 Debbie Davey	WR
W60 Lynda Rapkins	QLD
Julia Prudhoe	CC resident (2)
W65 Val Hodsdon	SH
W70 Ann Ingwersen	ACT
W80 Maureen Ogilvie	UR
M10 Dylan Lee	
M12 Lachlan Brooks	SH
M14 Ewan Shingler	BF
M16 Duncan Currie	GO
M17-20 Toby Wilson	GO
M21 Jock Davis	BF
M35 Patrik Gunnarsson	BF
M40 Doug Jay	SH
M45 Peter Annetts	GO
M50 Michael Burton	BF
M55 Ian Prosser	ACT
Eoin Rothery	BF resident (3)
M60 John Scown	ACT

Nick Dent	CC resident (2)
M65 Robert Rapkins	QLD
Terry Bluett	BN resident (2)
M70 Dick Ogilvie	UR
M75 Pauli Piroinen	ACT
John Hodsdon	SH resident (2)

STATE MTBO LONG CHAMPIONS

The NSW MTBO Sprint Championships were held at Holmesville ("Holmesville") on 21 March.

Organiser: Greg Bacon for Newcastle Orienteers

Planner: Greg Bacon NC

Controller: Graeme Taplin and Tim Tew NC

W14 Rhiannon Prentice	MD
W21 Carolyn Jackson	VIC
Marina Iskhakova	BN resident (2)
W40 Nicole Haigh	NC
W50 Heather Leslie	VIC
Amanda Mackie	MD resident (4)
W60 Kathy Liley	VIC
M12A Alec Power	NC
M14 Oscar Power	NC
M17-20 Angus Robinson	VIC
Fergus Mackie	MD resident (4)
M21 Steven Todkill	NC
M40 Craig Steffens	QLD
Andrew Haigh	NC resident (2)
M50 Malcolm Roberts	NC
M60 Robert Prentice	MD
M70 Tim Hackney	NC

STATE MTBO SPRINT CHAMPIONS

The NSW MTBO Sprint Championships were held at Holmesville ("Holmesville") on 22 March.

Organiser: Greg Bacon for Newcastle Orienteers

Planner: Greg Bacon NC

Controller: Malcolm Roberts and Davis Messenger NC

W12 Lily O'Dowd	
W14 Rhiannon Prentice	MD
W21 Carolyn Jackson	VIC
Marina Iskhakova	BN resident (2)
W40 Nicole Haigh	NC
W50 Heather Leslie	VIC
W60 Kathy Liley	VIC
M12 Oskar Mella	NC
M14 Oscar Power	NC
M17-20 Angus Robinson	VIC
Fergus Mackie	MD resident (4)
M21 Chris Firman	QLD
Steven Todkill	NC resident (2)
M40 Hamish Mackie	MD
M50 Andrew Power	NC
M60 Robert Prentice	MD
M70 Graham Fowler	NC

STATE MTBO MIDDLE CHAMPIONS

The NSW MTBO Middle Championships were held at Kurri Kurri ("Pelaw Main") on 22 March.

Organiser: Greg Bacon for Newcastle Orienteers

Planner: Malcolm Roberts NC
Controller: Carolyn Matthews and Scott Simson NC

W14 Rhiannon Prentice	MD
W21 Carolyn Jackson	VIC
Marina Iskhakova	BN resident (2)
W40 Nicole Haigh	NC
W50 Heather Leslie	VIC
Amanda Mackie	MD resident (2)
W60 Kathy Liley	VIC
M12 Oskar Mella	NC
M17-20 Angus Robinson	VIC
Fergus Mackie	MD resident (4)
M21 Chris Firman	QLD
Greg Barbour	BF resident (2)
M40 Hamish Mackie	MD
M50 Andrew Power	NC
M60 Robert Prentice	MD
M70 Leigh Privett	VIC

ONSW ORIENTEER OF THE YEAR 2015

W10A Katya Stukova	WH
W12A Nea Shingler	BF
W14A Claire Burgess	NC
W16A Rebecca Kennedy	WP
W17-20A Georgia Jones	UR
W21A Malin Andersson	NC
W21AS Alitia Dougall	BN
WOpenB Carolyn Davies	GO
W35A Anna Fitzgerald	GS
W35AS Geraldine Brooks	SH
W40A Lisa Linssen	GO
Georgia Macken	CC
Julie Cutbush	BF
W45A Linda Sesta	UR
W45AS Sally Devenish	WP
W50A Karen Blatchford	NC
W55A Hilary Wood	CC
W55AS Vicki Wilmott	IK
W60A Lyn Dabbs	WH
W65A Val Hodsdon	SH
W70A Carolyn Chalmers	NC
W75A Janet Morris	WH
W80A Maureen Ogilvie	UR
Open Easy Zoe Barker-Smith	NT
W15-20B Taylor Angelo	
Sandra Buchert	
M10A Oliver Freeman	BF
M12A Lachlan Brooks	SH
M14A Ewan Shingler	BF
M16A Alastair George	BF
M17-20A Aidan Dawson	GO
M21A Greg Barbour	BF
M21AS Luke Robertson	NC
MOpenB Daniel Del Dot	
M35A Lee Coady	WH
M35AS Shane Jenkins	NC
M40A Doug Jay	SH
M45A Scott Simson	NC
M45AS Jim Mackay	UR

M50A Andy Simpson	BF
M55A Eoin Rothery	BF
M55AS Garry Stewart	SH
M60A James Lithgow	GO
M65A Steve Flick	BN
M70A John le Carpentier	SH
M75A John Hodsdon	SH
M80A Neville Fathers	SH
M15-20B Tyler Davis	

NSW INTERCLUB

1 Garingal	1288
2 Newcastle	978
3 Big Foot	884
4 Uringa	648
5 Southern Highlands	542
6 Western and Hills	325
7 Bennelong Northside	299
8 Central Coast	210
9 Goldseekers	157
10 Illawarra Kareelah	134
11 Northern Tablelands	81
12 Western Plains	70
13 Waggaroos	44
14 Mountain Devils	17
15 Bush n Beach	0
16 Northern Rivers	0

NSW MTBO SUPER SERIES

Course 1 - Men	Tim Giles	BF
Course 1 – Women	Marina Iskhakova	BN
Course 2 – Men	Malcolm Roberts	NC
Course 2 - Women	Carolyn Matthews	NC
Course 3 – Men	Andrew Power	NC
Course 3 – Women	Nicole Sellin	GO
	Amanda Mackie	MD
Course 5 – Men	Graham Fowler	NC
	Peter Newton	NC
Course 5 – Women	Kathryn Bell	

AUSTRALIAN MIDDLE CHAMPIONSHIPS

The Australian Middle Championships were held near Creswick, VIC ("Lover's Ridge") on 27 September.

First

W35A Anna Fitzgerald	GS
W70A Jenny Hawkins	NT
M50A Greg Barbour	BF
M85A Neil Schafer	GO

Second

W10A Julia Barbour	BF
W45A Jenny Enderby	NC
W60A Lynn Dabbs	WH
W65A Val Hodsdon	SH
M10A Oliver Freeman	BF
M45A Scott Simson	NC
M55A Robert Vincent	NC

Third

W10A Erika Enderby	NC
M10A Jamie Marsh	BF

AUSTRALIAN SPRINT CHAMPIONSHIPS

The Australian Sprint Championships were held at Ballarat, VIC ("St Patricks College") on 2 October.

First

W10A Nea Shingler	BF
W35A Tracy Marsh	BF
W60A Debbie Byers	BF
M10A Oliver Freeman	BF
M50A Greg Barbour	BF

Second

W45A Jennifer Enderby	NC
W50A Carolyn Matthews	NC
M45A Jock Davis	BF
M50A Mark Shingler	BF
M70A Chippy le Carpentier	SH
M85A Neil Schafer	GO

Third

W10A Erika Enderby	NC
W17-20A Maree Doyle	UR
W60A Julia Prudhoe	CC
W65A Pauline Moore	WR
W70A Jenny Hawkins	NT
M21A Chris Fitzgerald	GS
M35A Fedor Iskhakov	BN
M40A Matt Hackett	WH
M55A Eoin Rothery	BF
M70A Jim Merchant	GO

AUSTRALIAN LONG CHAMPIONSHIPS

The Australian Long Championships were held near Creswick, VIC ("Chapel Flat") on 3 October.

First

W65A Val Hodsdon	SH
W70A Jenny Hawkins	NT
M50A Greg Barbour	BF

Second

W10A Nea Shingler	BF
W35A Marina Iskhakova	BN
W45A Jennifer Enderby	NC
W60A Robyn Pallas	CC
M10A Oliver Freeman	BF
M40A Jock Davis	BF
M45A Eric Morris	BN
M55A Rob Vincent	NC
M75A John Hodsdon	SH

Third

W20A Amylee Roberston	NC
W35A Tracy Marsh	BF
W60A Julia Prudhoe	CC
M21A Chris Fitzgerald	GS
M45A Scott Simson	NC
M55A Eoin Rothery	BF

OA Shield

1 VIC	77
2 NSW	48
3 QLD	36

AUSTRALIAN RELAY CHAMPIONSHIPS

The Australian Relay Championships were held near Elaine, VIC (“Borhoney Ghurk”) on 4 October.

First

M35 Jock Davis BF, Fedor Iskhakov BN, Eric Morris BN

M45 Scott Simson NC, Peter Annetts GO, Ian Jones UR

W55 Debbie Davey WR, Hilary Wood CC, Lynn Dabbs WH

W65 Jenny Hawkins NT, Margaret Duguid IK, Val Hodsdon SH

Second

M55 Eoin Rothery BF, Russell Blatchford NC, Rob Vincent NC

Third

W45 Jo Parr BF, Barbara Hill GO, Gayle Quantock NC

M55 Gordon Wilson BN, Alex Dave WR, James Lithgow GO

The above does not include AS, Open Mixed classes

Xanthorrhoea Trophy

1 VIC 21

2 NSW 19

3 ACT 16

AUSTRALIAN CLUB OF THE YEAR (based on Long Distance at Easter)

1 Melbourne Forest Racers 47

2 Yarra Valley 44

3 Big Foot 39

4 Newcastle 32

11 Garingal 21

AUSTRALIAN MTBO SPRINT CHAMPS 2015

The Australian Middle Distance MTBO Championships were held on 7 November at Torquay, VIC.

First

W20 Lucy Mackie MD

W40 Jenny Enderby NC

W50 Carolyn Matthews NC

M12 Alec Power NC

M50 Eoin Rothery BF

M60 Robert Prentice MD

Second

W14 Rhiannon Prentice MD

M50 Andrew Power NC

M70 Graham Fowler NC

AUSTRALIAN MTBO MIDDLE CHAMPS

The Australian Middle Distance MTBO Championships were held on 7 November at Anglesea, VIC.

First

W17-20 Lucy Mackie MD

W50 Carolyn Matthews NC

M12 Alec Power NC

M50 Eoin Rothery BF

M60 Robert Prentice MD

Second

W40 Jenny Enderby NC

Third

W14 Rhiannon Prentice MD

W21 Marina Iskhakova BN

M50 Malcolm Roberts NC

AUSTRALIAN MTBO LONG CHAMPIONSHIPS

The Australian MTBO Long Championships were held on 8 November at Anglesea, VIC.

First

W14 Rhiannon Prentice MD

W50 Carolyn Matthews NC

M12 Alec Power NC

Second

W17-20 Lucy Mackie MD

W40 Jenny Enderby NC

M50 Andrew Power NC

Third

W21 Marina Iskhakova BN

M17-20 Fergus Mackie MB

AUSTRALIAN SCHOOLS CHAMPIONSHIPS

The Australian Schools Championships were held near Ballarat, VIC from 28-30 September.

Teams

Junior Boys Duncan Currie GO

Finn Mackay UR

Alastair George BF

Tom Kennedy GO

Ewan Shingler BF

Junior Girls Claire Burgess NC

Joanna Hill GO

Rebecca Kennedy WP

Ellen Currie GO

Sophie Jones UR

Senior Boys Callum Davis BF

Hugh Gingell GO

Daniel Hill GO

Toby Wilson GO

Alex Kennedy GO

Senior Girls Melissa Annetts GO

Georgia Jones UR

Rebecca George BF

Sprint

Senior Boys

1st Tommy Hayes NZ

10th Toby Wilson GO

Senior Girls

1st Jo Anna Maynard WA

16th Georgia Jones UR

Junior Boys		
1 st	Aston Key	VIC
3 rd	Duncan Currie	GO
Junior Girls		
1 st	Jenna Tidswell	NZ
10 th	Rebecca Kennedy	WP

Individual

Senior Boys		
1 st	Simeon Burrill	QLD
7 th	Toby Wilson	GO

Senior Girls

1 st	Jo Anna Maynard	WA
4 th	Georgia Jones	UR

Junior Boys

1 st	Aston Key	VIC
11 th	Alastair George	BF

Junior Girls

1 st	Zoe Melhuish	ACT
9 th	Sophie Jones	UR

Relays

5 th	Junior Boys
6 th	Junior Girls
7 th	Senior Boys
7 th	Senior Girls

Points Score

1	Tasmania	62 pts
2	ACT	61 pts
3=	Victoria	54 pts
3=	Queensland	54 pts
5	NSW	41 pts

AUSTRALIAN TEAMS

Australian teams were selected to contest the World Junior Foot O Championships in Norway in July, World MTBO Championships in the Czech Republic in August and World Foot O Championships in Scotland in August. Athletes from NSW were selected in the Australian teams for these events.

JWOC

Nicola Blatchford NC
Aidan Dawson GO

WOC

Julian Dent CC - withdrew

AUSTRALIAN NATIONAL LEAGUES

MTBO

The 2015 Australian National MTBO Series was contested over three rounds and eight events in NSW, QLD and VIC.

Individual

W21		
1	Carolyn Jackson	VIC 150 pts
2	Marina Iskhakova	BN 129

4	Cath Chalmers	BF 106
7	Jenny Enderby	NC 70
16	Kim van Netten	NC 21
17	Carolyn Haupt	GO 20
18	Clare Williams	NC 19

M21

1	Chris Firman	QLD 144 pts
3	Steven Todkill	NC 120
4	Greg Barbour	BF 104
5	Fedor Iskhakov	BN 101

Other NSW MTBO NOL Placings – non-elite

W14	Rhiannon Prentice	– 1 st
W20	Lucy Mackie	– 2 nd
W21	Marina Iskhakova	– 2 nd
W40	Nicole Haigh	– 1 st
W40	Jenny Enderby	– 3 rd
W50	Carolyn Matthews	– 3 rd
M20	Fergus Mackie	– 3 rd
M40	Hamish Mackie	– 2 nd
M40	Michael Ridley-Smith	– 3 rd
M50	Andrew Power	– 1 st

NSW MTBO NOL Placings – non-elite

(continued)

M50	Eoin Rothery	– 2 nd
M60	Robert Prentice	– 1 st
M60	Paul Haynes	– 2 nd
M60	Greg Bacon	– 3 rd
M70	Graham Fowler	– 1 st

Teams

M21		
1	WA	61 pts
2	QLD	50
3	NSW	48

W21

1	VIC	71 pts
2	NSW	48
3	WA	39

Foot O National O League

The Australian National League was contested over 6 rounds and 15 events in NSW, SA, ACT and VIC. The NSW Stingers represented NSW.

Senior Men

1	Canberra Cockatoos	ACT 121
2	Victorian Nuggets	VIC 107
3	Southern Arrows	SA 87
4	NSW Stingers	NSW 81
5=	Queensland Cyclones	QLD 39
5=	Tassie Foresters	TAS 39
7	Western Nomads	WA 34

Senior Women

1	Queensland Cyclones	QLD 131
2	Victorian Nuggets	VIC 125
3	NSW Stingers	NSW 78

4	Southern Arrows	SA	58
5	Canberra Cockatoos	ACT	55
6	Tassie Foresters	TAS	28
7	Western Nomads	WA	21

Junior Men

1	Victorian Nuggets	VIC	68
2	Tassie Foresters	TAS	60
3	Canberra Cockatoos	ACT	52
4	Queensland Cyclones	QLD	51
5	NSW Stingers	NSW	41
6	Southern Arrows	SA	25
7	Western Nomads	WA	3

Junior Women

1	Tassie Foresters	TAS	72
2	Victorian Nuggets	VIC	64
3	Queensland Cyclones	QLD	43
4	NSW Stingers	NSW	39
5	Southern Arrows	SA	36
6	Canberra Cockatoos	ACT	25
7	Western Nomads	WA	1

Individuals

Senior Men

1	Matt Crane	ACT	208
2	Simon Uppill	SA	204
3	Ian Lawford	ACT	196
13	Josh Blatchford	NSW	94
21	Alex Massey	NSW	72
23	Rob Preston	NSW	69
40	Matthew Parton	NSW	35
44=	Aidan Dawson	NSW	31
50	Angus Roberts	NSW	21
51	Peter Preston	NSW	20
52=	Lee Coady	NSW	19
68	Andrew Brown	NSW	11
69=	Jock Davis	NSW	10
73=	Eric Morris	NSW	9
78	Andrew Hill	NSW	8
79=	Greg Barbour	NSW	7
79=	Steve Todkill	NSW	7

Senior Women

1	Krystal Neumann	QLD	209
2	Anna Sheldon	QLD	203
3	Natasha Key	VIC	194
9	Malin Andersson	NSW	144
12	Michele Dawson	NSW	128
19	Lucy McGarva	NSW	73
32	Marina Iskhakova	NSW	32
33	Tracy Marsh	NSW	30
39	Kaitlin Radstaak	NSW	25
40	Jayne Sales	NSW	24
47=	Lisa Grant	NSW	18
51	Nicola Blatchford	NSW	14
52=	Briohny Seaman	NSW	13
54	Barbara Hill	NSW	11
65=	Mikaela Roennback	NSW	4
67=	Catherine Murphy	NSW	3
67=	Sally-Anne Henderson	NSW	3
71=	Alice Westwood	NSW	2
73=	Cath Chalmers	NSW	1

Junior Men

1	Matt Doyle	VIC	207
2	Patrick Jaffe	VIC	198
3	Aidan Dawson	NSW	169
15	Daniel Hill	NSW	106
17	Toby Wilson	NSW	88
34	Lawrence Jones	NSW	32
46=	Alex Kennedy	NSW	11

Junior Women

1	Lanita Steer	VIC	201
2	Winnie Oakhill	QLD	192
3	Anna Dowling	TAS	175
6	Nicola Blatchford	NSW	157
11	Georgia Jones	NSW	117
14	Mikaela Roennback	NSW	86
27	Rebecca George	NSW	40
28	Amylee Robertson	NSW	38
31	Melissa Annetts	NSW	21

Newcastle Bicycle Orienteering Summer Series (BOSS)

	Elite	Woman	Men
1st	Steven Todkill	Carolyn Matthews	Rob Prentice
2nd	Malcolm Roberts	Nicole Haigh	Michael Ridley Smith
3rd	Andrew Power	Marina Iskhakova	Eoin Rothery
	Rookie	Irina Tretiakova	